




Welcome to our school

# Heads Welcome Mrs Roberts

- PEPE
- Values
- Names of the two classes linked to PEPE
- One way system
- Social distancing
- Face Covering





# Early Years Team



Mrs Byng

Early Years  
Lead  
Nursery  
teacher



Mr Skelton

Reception  
class teacher



Mrs Sidley

Reception  
class teacher



Mrs Oakley

Teaching  
Assistant  
Reception



Mrs Hatton

Teaching  
Assistant  
Nursery



Miss Thomson

Teaching  
Assistant  
Reception



# Other staff that you may meet in the first few weeks.



Mrs Crabb  
Deputy  
& SENCO



Miss  
Freestone  
Assistant  
head



Pip  
Pastoral  
support



Mrs  
Thornton  
Business  
Manager



Mrs Foster  
School  
office and  
TA

# Early Years Lead

- Current nursery will bring a transition pack home with them this week. New children to the school will receive it via email.
- On the first day of school your child's class teacher will give you a transition pack.
- Video on school website to support the transition pack.



# Parents Page

The Parents Page on our website has more details about our

school uniform

<https://youtu.be/9Kz5mUxn3Wo>

PE kit

<https://youtu.be/Wzrg1c744yM>

Book Bags

<https://youtu.be/NjQXPBVvhUc>

Term Dates

The screenshot shows a web browser displaying the 'Parents' page of the Westlands First School and Nursery website. The browser's address bar shows the URL: [westlands.worcs.sch.uk/page/?title=Parents&pid=9](https://westlands.worcs.sch.uk/page/?title=Parents&pid=9). The website's navigation menu includes: HOME, OUR SCHOOL, KEY INFORMATION, CHILDREN, PARENTS (highlighted), NURSERY, and RETURN TO SCHOOL. Below the navigation, there is a sub-menu for 'RECEPTION NEW STARTERS'. The main content area features a breadcrumb trail 'Home > Parents' and a heading 'Parents'. The text on the page reads: 'We value the voices of all parents, carers and children who are part of our community. Our school is made better by all of you!' followed by a quote: 'Together we are a rainbow of possibilities' and by supporting us with your time, energy and your views we can help our children achieve their full potential and reach for the stars.' Below this, it says: 'Look further on our Parent Forum page to find out more about what you can get involved in.' and 'Ask Mrs Crabb (SENCO) if you are interested in joining the SEND Parents Forum.' On the right side, there is a sidebar titled 'In this section' with a list of links: Term & Holiday Dates, Calendar, Latest News & Vacancies, School Money, What's for Lunch?, Uniform (highlighted with a yellow arrow), Marvellous Me, and Parent Forum. The Windows taskbar at the bottom shows the search bar with 'Type here to search', several open applications including PowerPoint presentations, and the system tray with the date and time: 14:37, 16/07/2021.



# Lunch arrangement

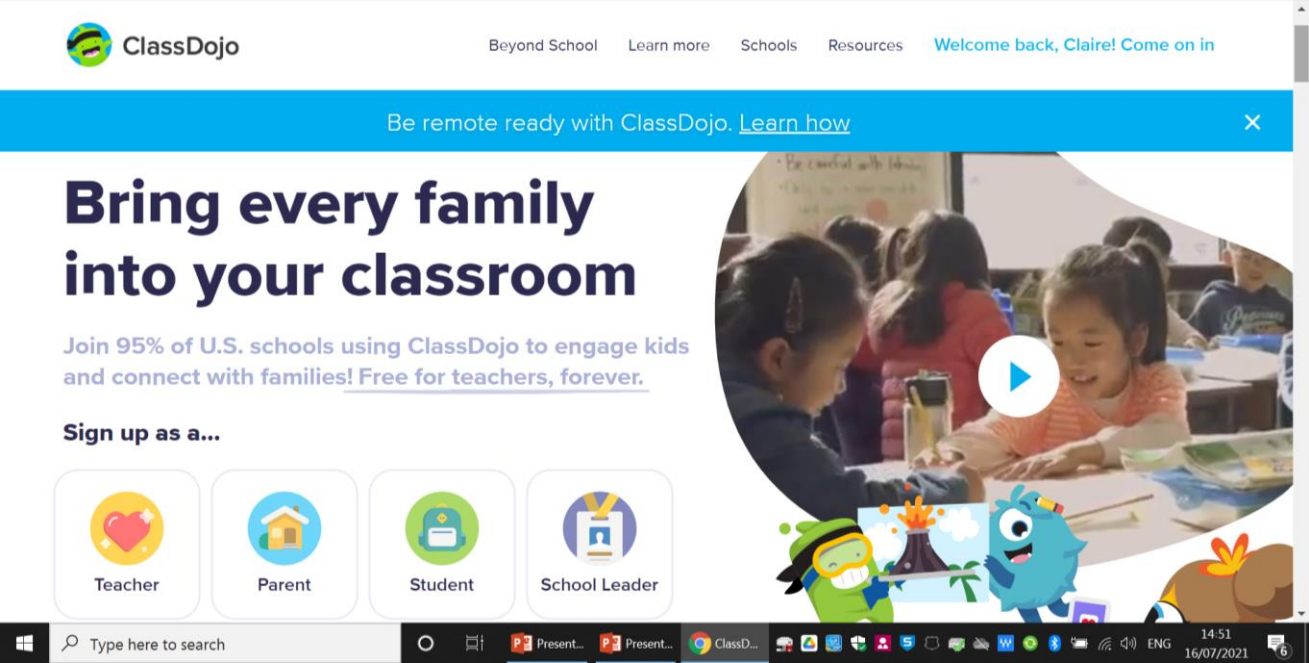


Hot meals will need to be booked on line. Mrs Foster is in the office most mornings to help if you have any difficulties.

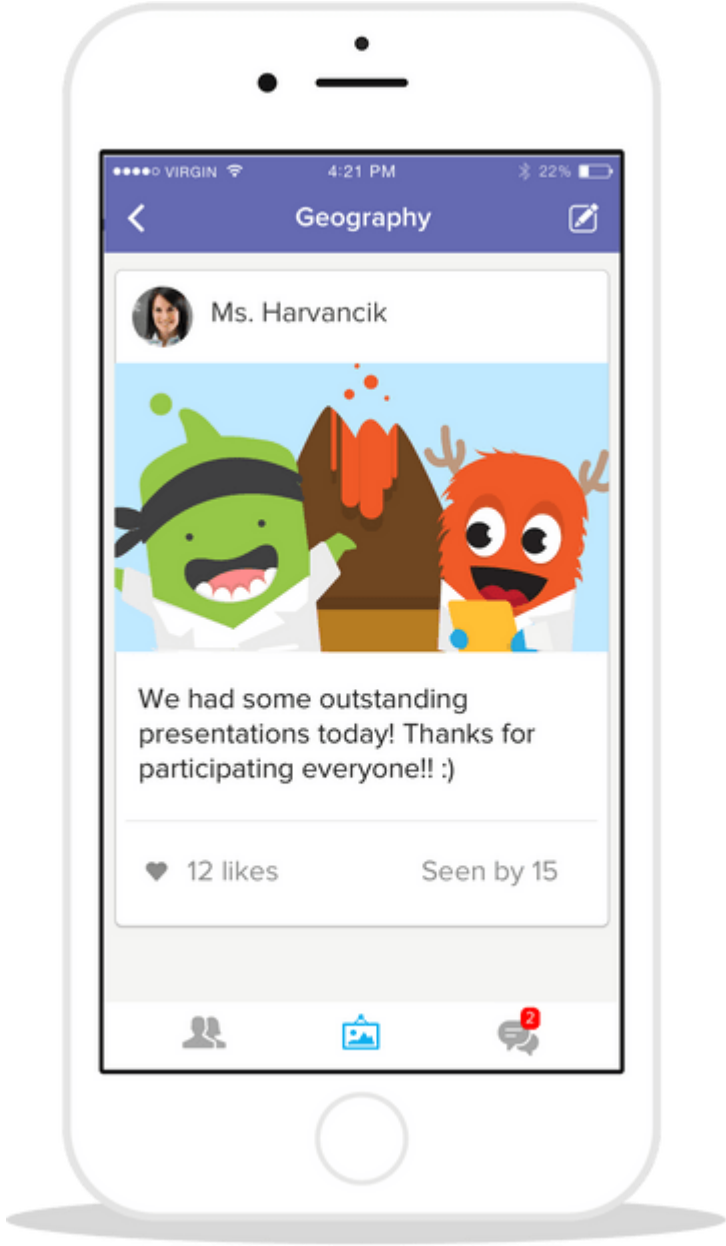
A screenshot of a web browser showing a school website page. The URL is 'westlands.worcs.sch.uk/page/?title=What%27s+for+Lunch%3F&amp;pid=92'. The page has a dark blue header with navigation links: HOME, OUR SCHOOL, KEY INFORMATION, CHILDREN, PARENTS, NURSERY, RETURN TO SCHOOL. Below the header, there is a sub-header 'RECEPTION NEW STARTERS'. The main content area is titled 'What's for Lunch?' and contains the text: 'Please click HERE to log in to our online system where you can place orders for lunches and also milk.' Below this text is a small illustration of a blue lunchbox. On the right side of the page, there is a sidebar titled 'In this section' with a list of links: Term &amp; Holiday Dates, Calendar, Latest News &amp; Vacancies, School Money, What's for Lunch? (highlighted with a yellow arrow), Uniform, Marvellous Me, and Parent Forum. The Windows taskbar at the bottom shows the time as 14:50 on 16/07/2021.

A screenshot of the SchoolMoney website. The URL is 'eduspot.co.uk/product/schoolmoney/'. The page features a dark background with a large image of a smiling girl. The main heading is 'SchoolMoney' in white. Below it, the text reads: 'Our trustworthy, secure school payments system' and 'Looking to go cashless? Download our FREE guide.' There are two prominent buttons: a yellow 'BOOK A DEMO?' button and a blue 'BOOK YOUR DEMONSTRATION' button. A 'SIGN IN' button is also visible in the top right corner. At the bottom of the page, there is a cookie consent banner that says 'This website uses cookies to ensure you get the best experience on our website. Read our privacy policy here.' and an 'I AGREE' button. The Windows taskbar at the bottom shows the time as 14:42 on 16/07/2021.

Whole school and class messages will be sent via Class Dojo



The screenshot shows the ClassDojo website interface. At the top left is the ClassDojo logo. Navigation links include 'Beyond School', 'Learn more', 'Schools', 'Resources', and a personalized message 'Welcome back, Claire! Come on in'. A blue banner reads 'Be remote ready with ClassDojo. [Learn how](#)'. The main headline is 'Bring every family into your classroom', followed by the text 'Join 95% of U.S. schools using ClassDojo to engage kids and connect with families! Free for teachers, forever.'. Below this is a 'Sign up as a...' section with four icons: Teacher (heart), Parent (house), Student (graduation cap), and School Leader (briefcase). A large video player shows children in a classroom with a play button overlay. The Windows taskbar at the bottom shows the search bar and several open applications.





# Target Tracker to 'Remark on the Remarkable'



**Home Login** **Link** powered by Target Tracker

School

Email































Password

# Read Write Inc Phonics scheme

**Read Write Inc**  
Phonics

Desktop Speed Sounds Chart

Speed Sounds Set 1

m	a	s	d	t
				
i	n	p	g	o
				
c	k	u	b	f
				
e	l	h	sh	r
				
j	v	y	w	th
				
z	ch	qu	x	ng
				

© Oxford University Press, 2014

oo

ar

or

air

oy

th

oo

ow

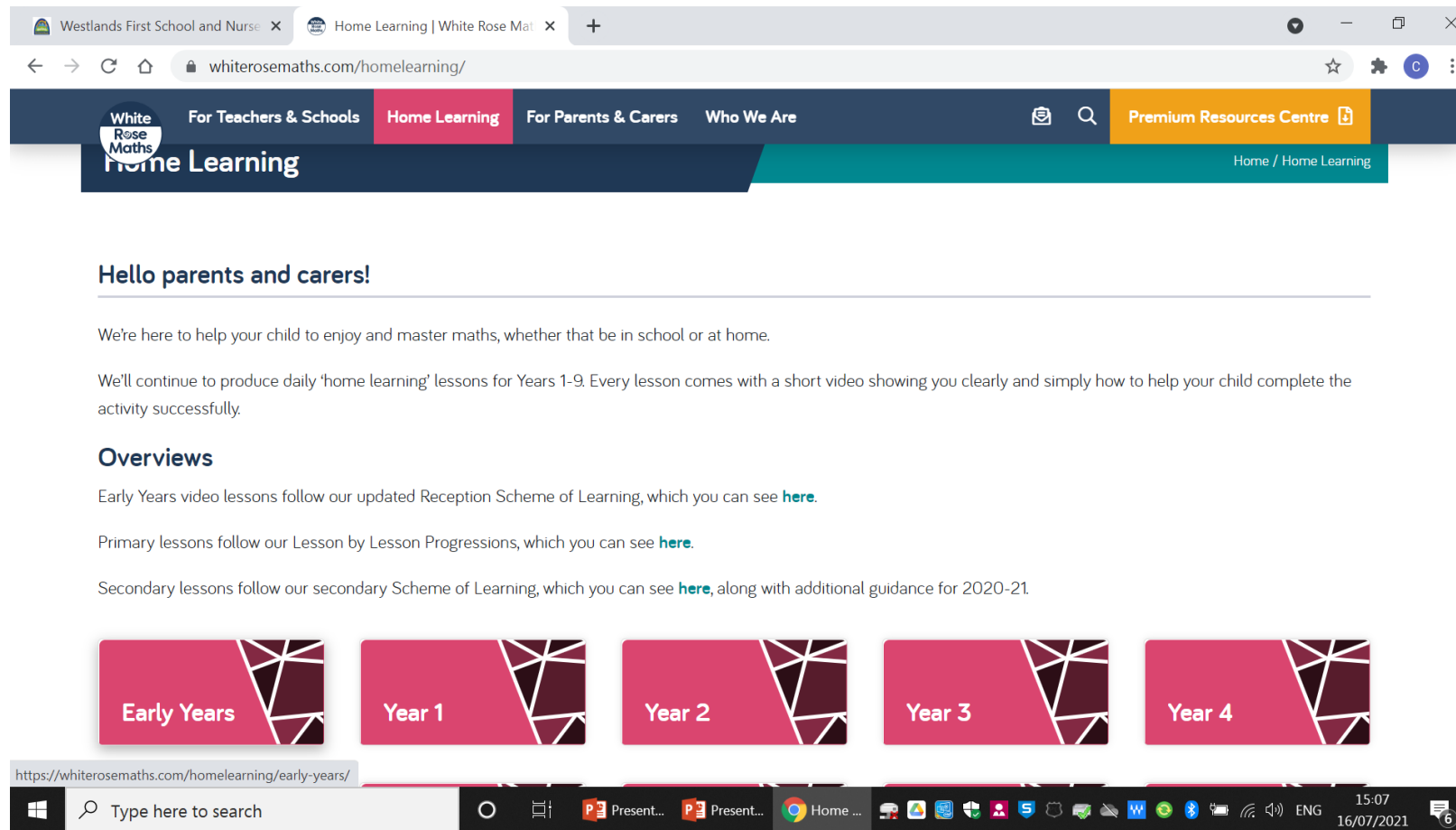

oy

Read Write Inc Phonics

**Danny and the Bump-a-lump**  
Set 5 Story 8  
igh

Read by Ruth Martin

# White Rose Maths- Early Years



The screenshot shows the White Rose Maths website's home page for home learning. The browser address bar shows the URL [whiterosemaths.com/homelearning/](https://whiterosemaths.com/homelearning/). The navigation menu includes "For Teachers & Schools", "Home Learning" (highlighted in pink), "For Parents & Carers", and "Who We Are". A search icon and a "Premium Resources Centre" button are also visible. The main content area features a "Hello parents and carers!" heading, followed by a welcome message and information about daily lessons for Years 1-9. Below this is an "Overviews" section with links to Reception, Primary, and Secondary schemes of learning. At the bottom, there is a row of five pink buttons with white geometric patterns, labeled "Early Years", "Year 1", "Year 2", "Year 3", and "Year 4". The Windows taskbar at the bottom shows the date as 16/07/2021 and the time as 15:07.

Westlands First School and Nurse x Home Learning | White Rose Mat x

whiterosemaths.com/homelearning/

White Rose Maths Home Learning

For Teachers & Schools Home Learning For Parents & Carers Who We Are

Premium Resources Centre

Home / Home Learning

## Hello parents and carers!

We're here to help your child to enjoy and master maths, whether that be in school or at home.

We'll continue to produce daily 'home learning' lessons for Years 1-9. Every lesson comes with a short video showing you clearly and simply how to help your child complete the activity successfully.

## Overviews

Early Years video lessons follow our updated Reception Scheme of Learning, which you can see [here](#).

Primary lessons follow our Lesson by Lesson Progressions, which you can see [here](#).

Secondary lessons follow our secondary Scheme of Learning, which you can see [here](#), along with additional guidance for 2020-21.

Early Years Year 1 Year 2 Year 3 Year 4

<https://whiterosemaths.com/homelearning/early-years/>

Type here to search

Present... Present... Home ...

15:07 16/07/2021



# Emperor Penguin Class



Mr Skelton

I will be the Emperor class teacher and my teaching assistant will be Miss Thomson.

I will be calling you on the afternoon of Monday 6th or Tuesday 7th to answer any individually questions that you may have.

I will also be asking for any medical or health conditions that your child has that school will need to know about.

# Emperor Penguins – Mr Skelton

Your child's session will be:

Monday 6 <sup>th</sup> 08.45- 11.45	(Use one way system)
Tuesday 7 <sup>th</sup> 08.45-11.45	(Use one way system)
Wednesday 8 <sup>th</sup> 0845-12.30 stay for lunch	(Use one way system)
Thursday 9 <sup>th</sup> 0845-12.30 stay for lunch	(Use one way system)
Friday 10 <sup>th</sup> <b>08.40-3.00</b>	(Use one way system)



Please remember your child will need to wear their smartest school uniform.

Everything that they bring or wear to school must be named.

# King Penguin Class



Mrs Sidley

I will be the King Penguin class teacher and my teaching assistant will be Mrs Oakley.

I will be calling you on the morning of Monday 6th or Tuesday 7th to answer any individually questions that you may have.

I will also be asking for any medical or health conditions that your child has that school will need to know about.



# King Penguins- Mrs Sidley

Your child's session will be:

Monday 6<sup>th</sup> 12.15- 3.15

(Entering from the exit gate)

Tuesday 7<sup>th</sup> 12.15-3.15

(Entering from the exit gate)

Wednesday 8<sup>th</sup> 0845-12.30 stay for lunch

(Use one way system)

Thursday 9<sup>th</sup> 0845-12.30 stay for lunch

(Use one way system)

Friday 10<sup>th</sup> **08.40-3.00**

(Use one way system)



Please remember your child will need to wear their smartest school uniform.

Everything that they bring or wear to school must be named.



Thank you for listening. Any  
questions