


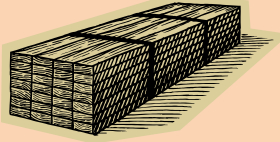






<p>When do you use it?</p> 	<p>What sound does it start with?</p> 	<p>How does it feel?</p> 	<p>What is it made of?</p> 
<p>What do you do with it?</p> 	<p>Who uses it?</p> 	<p>What things does it belong with?</p> 	<p>Where do you find it?</p> 

What is it?

Basic activity:

- Choose some pictures of your target topic words.
- Hide one picture behind the “what is it?” card.
- The children have the cue cards and take it in turns to ask the adult the questions.
- The winner is the first person to guess what the picture is.

Build on it by:

- Doing a brainstorm of the word to see how many of the links the children can remember.
- Choosing a child to select the hidden word. They have to be the teacher and answer the questions.
- Letting the child who has chosen the word use the cue cards to give clues. They have to try to use as few cue cards as possible as this will encourage them to decide what links to the word are the most important.